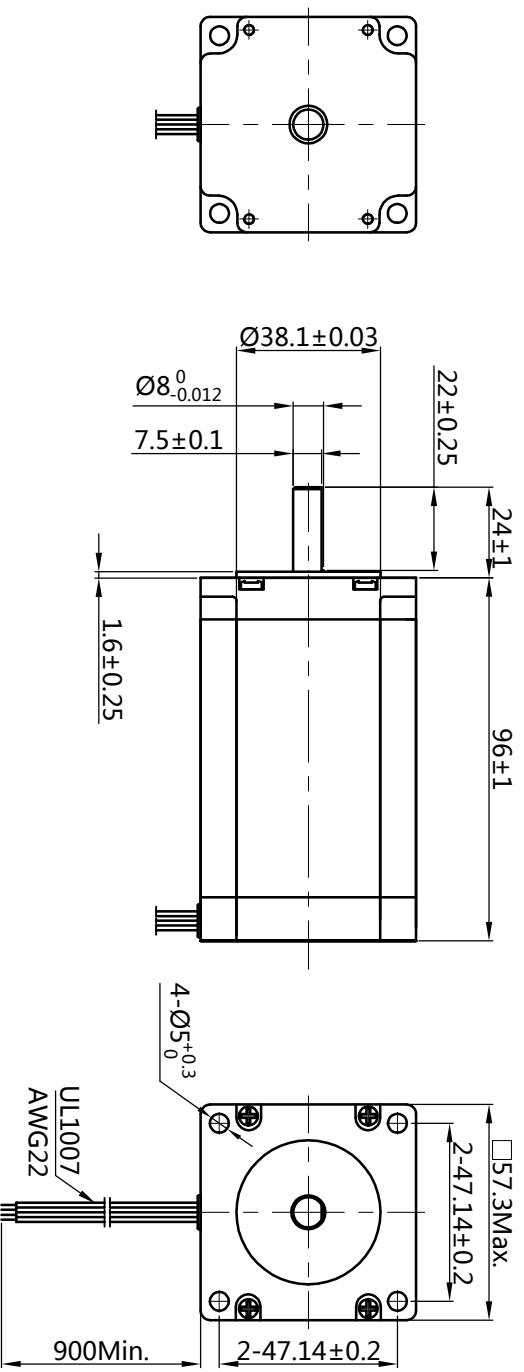
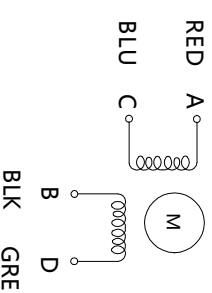


HYBRID STEPPING MOTOR SPECIFICATION

DIMENSIONS unit=mm



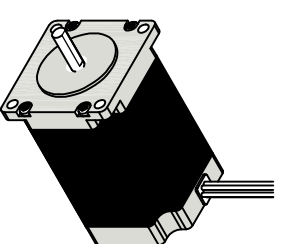
Wiring Diagram



Exciting Sequence vs. Direction of Rotation

STEP	A	B	C	D	CCW
1	+	+	-	-	
2	-	+	+	+	
3	-	-	+	+	
4	+	-	-	+	

Clockwise view from mounting side



Specifications		Comment	
1. Number of Phase	2		
2. Step Angle	1.8° deg.		
3. Rated Voltage	4.2 V		
4. Rated Current/Phase	3 A (Peak Value)		
5. Phase Resistance	1.4 Ω±10%(20°C)		
6. Phase Inductance	5 mH±20%(1KHz 1V RMS)		
7. Holding Torque	25 Kg cm		
8. Insulation Class	B (130°) ; 80K Max.		
9. Weight	1.5 kg		

REVISION RECORD		Specification	
REV.	DATE		
DESIGN	YY 2020.06.29	www.jkongmotor.com	
STANDARD			
TECHNOLOGY			
CHECK			
APPROVE			

TITLE		STEPPIING MOTOR	
DWG.NO.	JK57HS100-3004-01		

MATERIAL	ECN SIGN	SIZE
REV. A	SCALE 1:2	SHEET 1 of 1